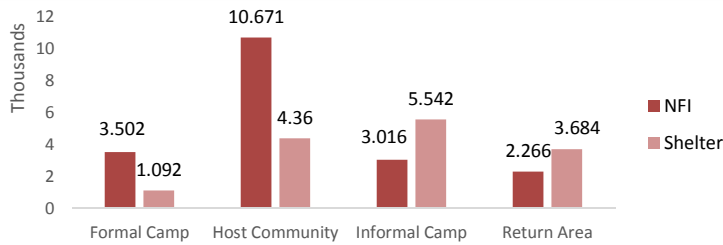
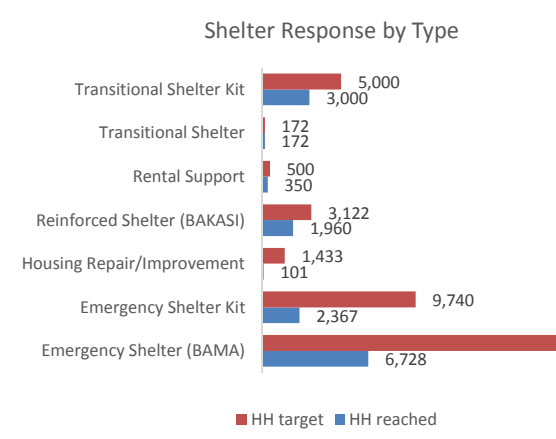
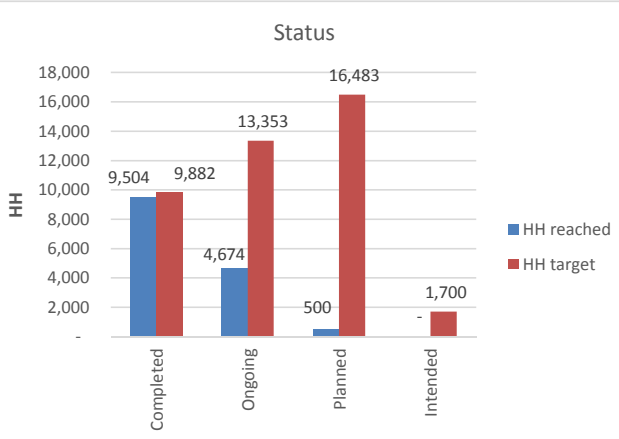


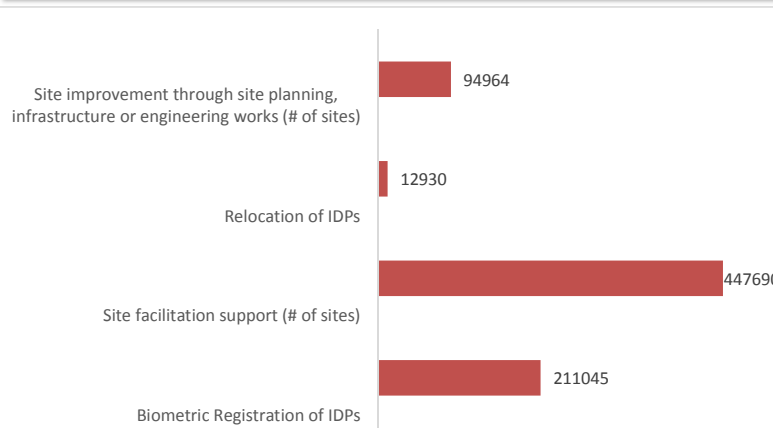
Households reached per Location type



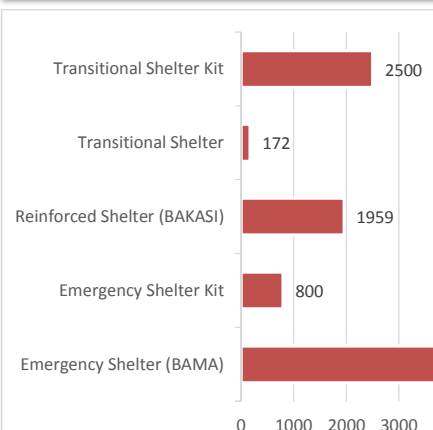
SHELTER RESPONSE



CCCM activities (# of activities conducted)



NFI activities (# of HH reached)



Demographics

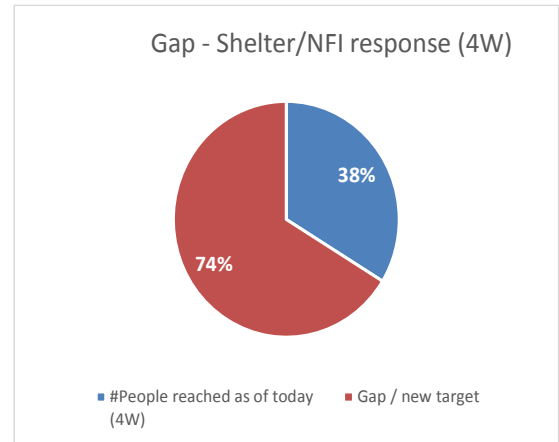
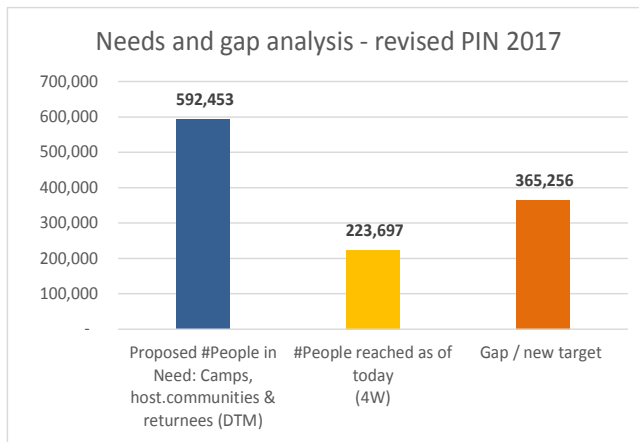
| Row Labels | Men | Women | Boys | Girls | Elderly | Child-headed households (C |
|------------|-------|-------|-------|-------|---------|----------------------------|
| CCCM/DMS | 35202 | 43446 | 59933 | 70181 | 14036 | |
| Adamawa | 5971 | 7369 | 10165 | 11903 | 2381 | |
| Borno | 29232 | 36077 | 49768 | 58278 | 11656 | |
| NFI | 20122 | 25265 | 33610 | 39568 | 9531 | |
| Adamawa | 7523 | 9320 | 12809 | 15020 | 3000 | |
| Borno | 10840 | 13775 | 17807 | 21042 | 5830 | |
| Yobe | 1759 | 2170 | 2994 | 3506 | 701 | |
| Shelter | 14399 | 17770 | 24514 | 28706 | 5741 | |
| Adamawa | 885 | 1092 | 1506 | 1764 | 353 | |

GAP ANALYSIS

| IDPs in camps and hosting communities (DTM) | Proposed #People in Need: Camps, host communities & returnees (DTM) | State | #People in Need (HRP 2016) | #People reached as of today (4W) | Concrete Planned activities (4W) #targeted people** | Gap / new target |
|---|---|--------------|----------------------------|----------------------------------|---|------------------|
| 146,605 | 11,801 | Adamawa | 149,716 | 53,272 | - | (41,471) |
| 1,428,947 | 554,131 | Borno | 1,318,783 | 155,795 | - | 398,336 |
| 26,063 | - | Gombe | 25,706 | | | - |
| 57,902 | 13,820 | Taraba | | | | 13,820 |
| 56,607 | - | Bauchi | | | | - |
| 116,619 | 12,701 | Yobe | 105,796 | 14,630 | 3,500 | (5,429) |
| 1,832,743 | 592,453 | Total | 1,600,001 | 223,697 | 3,500 | 365,256 |

38%

74%



* Breakdown per state computed based on total people targeted in HRP and ratio of the DTM figures for each state.

** Figures calculated from concrete planned activities reported in the 4W.